
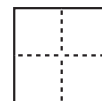
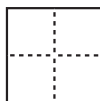
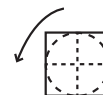
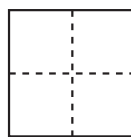
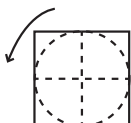
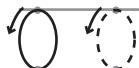
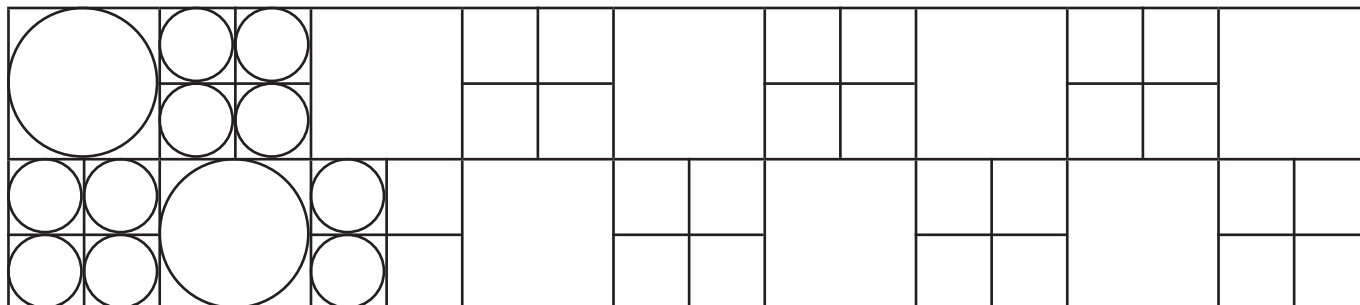




Continue les ronds en suivant bien le sens des flèches.
Dessine un rond dans chaque carré.



Continue en suivant le modèle.



Objectif • Maîtriser le geste graphique pour tracer des ronds.

Conseil • Veiller au respect du point de départ et du sens de rotation.